

INTERCOSMO1000

WIRELESS INTERCOM SYSTEM



DESCRIPTION & FEATURES

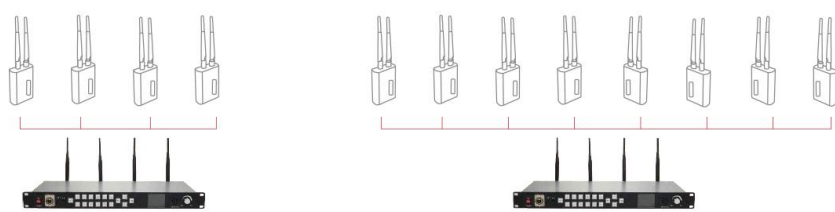
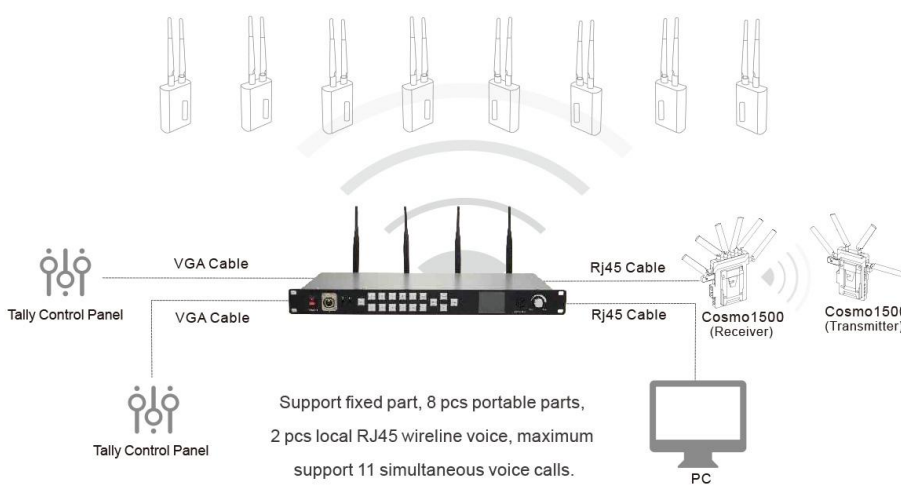
INTERCOSMO1000 SUPPORTS 1.9GHZ / 2.4GHZ FREQUENCY BAND WITH 1 FIXED PART, 8 PCS PORTABLE PARTS, 2 PCS LOCAL RJ45 WIRELINE VOICE CONNECTED BY 4 PIECES EXTERNAL ANTENNAS. IT MAXIMUM SUPPORTS 11 SIMULTANEOUS VOICE CALLS. IT SUPPORTS WIRELESS AND WIRED TALLY. THE WIRED INTERNAL TALLY CAN CONNECT TO THE SWITCHER OUTPUT.

THE WIRELESS INTERCOM TRANSMISSION GUARANTEED DISTANCE IS UP TO 1000FT. IT SUPPORTS FULL-DUPLEX WIRELESS COMMUNICATION AND NETWORK, SERIAL PORTS REMOTE OPERATION. USER CAN CONTROL AND UPGRADE THE SYSTEM BY GUI. THE INDUSTRIAL METAL CASE OF THE SYSTEM IS STABLE AND RELIABLE AS A BIG PLUS FOR YOUR TESTING EXPERIENCE.



- TELECOM-LEVEL VOICE QUALITY, INTERCOM GUARANTEED DISTANCE RANGE UP TO 300M
- FULL-DUPLEX WIRELESS COMMUNICATION SUPPORT FIXED PART, 8 PCS PORTABLE PARTS, 2 PCS LOCAL RJ45 WIRELINE VOICE, MAXIMUM SUPPORT 11 SIMULTANEOUS VOICE CALLS
- 4 PIECES EXTERNAL ANTENNAS
- SUPPORT WIRELESS AND WIRED TALLY
- 7-36VDC WIDE VOLTAGE INPUT
- SUPPORT NETWORK, SERIAL PORTS REMOTE OPERATION
- INDUSTRIAL METAL CASE, STABLE, RELIABLE

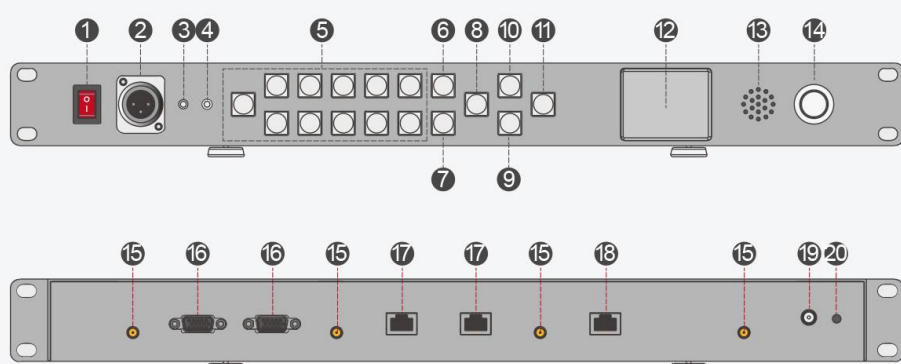
APPLICATION & OPTIONAL SETS



A: 1X FIXED PART
4X PORTABLE PARTS

B: 1X FIXED PART
8X PORTABLE PARTS

CONNECTORS & INDICATORS



- | | |
|---|--|
| <ul style="list-style-type: none"> 1 POWER SWITCH 2 XLR MICROPHONE CONNECTOR 3 3.5MM MICROPHONE CONNECTOR 4 3.5MM EARPHONE CONNECTOR 5 NUMBER KEYS OPERATION PANEL (EYPAD) 6 MUTE BUTTON 7 CALL BUTTON 8 SCROLL UP BUTTON 9 SET BUTTON 10 MODE BUTTON | <ul style="list-style-type: none"> 11 SCROLL DOWN BUTTON 12 LCD OSD DISPLAY 13 SPEAKER 14 SPEAKER VOLUME KNOB 15 ANTENNA CONNECTOR 16 VGA TALLY INPUT CONNECTOR 17 INTERCOM/TALLY CONNECTOR 18 LAN UPGRADE/CONTROL PORT 19 DC POWER INPUT CONNECTOR 20 GROUND CONNECTION |
|---|--|

SPECIFICATION

	Master Station
Power Consumption	Less than 5W
Frequency Band	1.9GHz / 2.4GHz
Modulation Mode	GFSK
Transmission Power	Max 24dBm
Receiver Sensitivity	-92dBm
Bandwidth	1.728MHz
Loudspeaker Power	Less than 3W
Interface	Power Switch; XLR Microphone; 3.5mm Microphone; 3.5mm Earphone; Number Keys Operation Panel (Eypad); Mute Button; Call Button; Scroll Up Button; SET Button; Mode Button; Scroll Down Button; LCD OSD Display; Speaker; Speaker Volume knob; Antenna Connector; VGA Tally Input; Intercom/Tally; LAN Upgrade/Control Port; DC power Input; Ground Connection